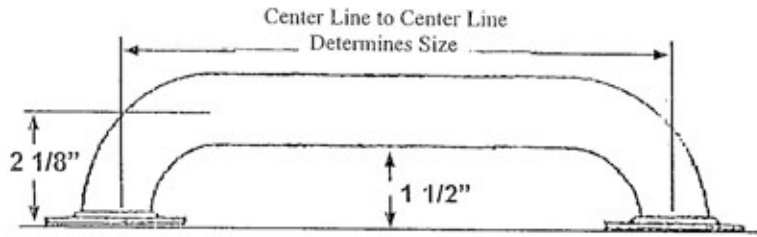


### 1-1/4" Series

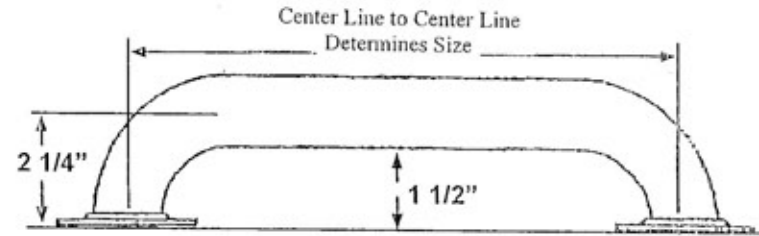


Model #	Description
12512CS	1-1/4" O.D. X 12"
12518CS	1-1/4" O.D. X 18"
12524CS	1-1/4" O.D. X 24"
12536CS	1-1/4" O.D. X 36"
12542CS	1-1/4" O.D. X 42"

Also Available in Peened Finish

Model #	Description
12512CP	1-1/4" O.D. X 12"
12518CP	1-1/4" O.D. X 18"
12524CP	1-1/4" O.D. X 24"
12536CP	1-1/4" O.D. X 36"
12542CP	1-1/4" O.D. X 42"

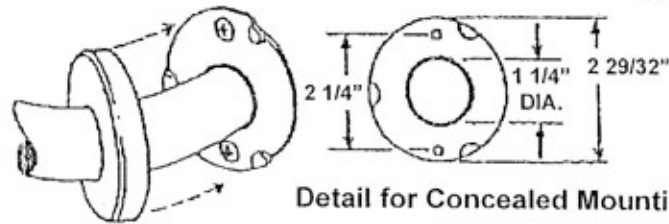
### 1-1/2" Series



Model #	Description
15012CS	1-1/2" O.D. X 12"
15018CS	1-1/2" O.D. X 18"
15024CS	1-1/2" O.D. X 24"
15036CS	1-1/2" O.D. X 36"
15042CS	1-1/2" O.D. X 42"
15048CS	1-1/2" O.D. X 48"

Also Available in Peened Finish

Model #	Description
15012CP	1-1/2" O.D. X 12"
15018CP	1-1/2" O.D. X 18"
15024CP	1-1/2" O.D. X 24"
15036CP	1-1/2" O.D. X 36"
15042CP	1-1/2" O.D. X 42"
15048CP	1-1/2" O.D. X 48"



Detail for Concealed Mounting

## JB Products, Inc.

6851 Enterprise Drive South Bend Indiana 46628

GRAB BARS

Heavy Duty 18 Gauge

Stainless Steel