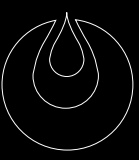




**Brass
Tubular**





P-Traps Brass

Chrome plated finish. Standard traps have a low flange. For a Bayonet reducer bushing, add "R" to the part number and add .26 to the list price. For brass nuts, add "B" to part number and add \$3.00 to the list price. For a box flange, add "D" to the part number and add .80 to the list price.

Item No.	Description	List	Qty
101	1-1/4" 17ga CP P-Trap	20.82	10
101B	1-1/4" 17ga CP P-Trap with brass nuts	23.82	10
101D	1-1/4" 17ga CP P-Trap with box flange	21.71	10
101BD	1-1/4" 17ga CP P-Trap with box flange and brass nuts	24.73	10
10115	1-1/4" 17ga CP P-Trap with 15" wall bend	30.56	10
101B15	1-1/4" 17ga CP P-Trap with 15" wall bend and brass nuts	31.33	10
101D15	1-1/4" 17ga CP P-Trap with 15" wall bend and box flange	30.26	10

100	1-1/4" 20ga CP P-Trap	16.69	25
100B	1-1/4" 20ga CP P-Trap with brass nuts	19.69	25
100D	1-1/4" 20ga CP P-Trap with box flange	17.58	25
100BD	1-1/4" 20ga CP P-Trap with box flange and brass nuts	20.58	25
100BF	1-1/4" 20ga CP P-Trap with brass nuts and bell flange	20.13	25
10015	1-1/4" 20ga CP P-Trap with 15" wall bend	20.36	10
10015B	1-1/4" 20ga CP P-Trap with 15" wall bend and brass nuts	25.58	10

100X	1-1/4" 22ga CP P-Trap	14.04	25
100XD	1-1/4" 22ga CP P-Trap with box flange	14.93	25
100X15	1-1/4" 22ga CP P-Trap with 15" wall bend	17.71	10

105	1-1/2" 17ga CP P-Trap	37.47	10
105B	1-1/2" 17ga CP P-Trap with brass nuts	40.47	10
105D	1-1/2" 17ga CP P-Trap with box flange	38.36	10
105BD	1-1/2" 17ga CP P-Trap with brass nuts and box flange	41.36	10
10512	1-1/2" 17ga CP P-Trap with 12" wall bend	40.47	10
10515	1-1/2" 17ga CP P-Trap with 15" wall bend	41.13	10
105D15	1-1/2" 17ga CP P-Trap with 15" wall bend and box flange	42.02	10
10515DB	1-1/2" 17ga CP P-Trap with 15" wall bend, box flange and brass nuts	45.02	10

104	1-1/2" 20ga CP P-Trap	27.22	25
104B	1-1/2" 20ga CP P-Trap with brass nuts	30.22	25
104D	1-1/2" 20ga CP P-Trap with box flange	28.11	25
104BD	1-1/2" 20ga CP P-Trap with brass nuts and box flange	31.11	25
104R	1-1/2" 20ga CP P-Trap with Bayonet Bushing	27.56	10
10415	1-1/2" 20ga CP P-Trap with 15" wall bend	30.89	10
10415B	1-1/2" 20ga CP P-Trap with 15" wall bend and brass nuts	33.89	10
10415D	1-1/2" 20ga CP P-Trap with 15" wall bend and box flange	31.78	10

104X	1-1/2" 22ga CP P-Trap	25.22	25
104XD	1-1/2" 22ga CP P-Trap with box flange	26.11	25
104XR	1-1/2" 22ga CP P-Trap with Bayonet Bushing	25.56	10
104X15	1-1/2" 22ga CP P-Trap with 15" wall bend	28.89	10



101BD



104





Brass



104CO

P-Traps with Cleanouts Brass

Chrome plated finish. Standard traps have a low flange. For a Bayonet reducer bushing, add "R" to the part number and add .26 to the list price. For brass nuts, add "B" to part number and add \$3.00 to the list price. For a box flange, add "D" to the part number and add .80 to the list price.

Item No.	Description	List	Qty
101CO	1-1/4" 17ga CP P-Trap with Cleanout	38.35	10
101COB	1-1/4" 17ga CP P-Trap with Cleanout and brass nuts	41.36	10
101COD	1-1/4" 17ga CP P-Trap with Cleanout and box flange	39.47	10
101COBD	1-1/4" 17ga CP P-Trap with Cleanout with brass nuts and box flange	42.24	10
101CO15	1-1/4" 17ga CP P-Trap with Cleanout and 15" wall bend	42.02	10

100CO	1-1/4" 20ga CP P-Trap with Cleanout	25.17	25
100COB	1-1/4" 20ga CP P-Trap with Cleanout and brass nuts	28.18	25

104CO	1-1/2" 20ga CP P-Trap with Cleanout	29.56	25
104COB	1-1/2" 20ga CP P-Trap with Cleanout and brass nuts	32.56	25
104COBD	1-1/2" 20ga CP P-Trap with Cleanout with brass nuts and box flange	33.44	25
104COB15	1-1/2" 20ga CP P-Trap with Cleanout with 15" wall bend & brass nuts	36.44	10

105CO	1-1/2" 17ga CP P-Trap with Cleanout	38.58	10
105COB	1-1/2" 17ga CP P-Trap with Cleanout and brass nuts	41.58	10
105COD	1-1/2" 17ga CP P-Trap with Cleanout and box flange	39.47	10
105COBD	1-1/2" 17ga CP P-Trap with Cleanout brass nuts and box flange	42.47	10
105CO12	1-1/2" 17ga CP P-Trap with Cleanout and 12" wall bend	41.58	10
105CO15	1-1/2" 17ga CP P-Trap with Cleanout and 15" wall bend	42.24	10
105COGJ	1-1/2" 17ga CP P-Trap Ground Joint with Cleanout and brass nuts	42.76	10

P-Traps Ground Joint Brass

Chrome plated finish. Standard traps have a low flange. For a Bayonet reducer bushing, add "R" to the part number and add .26 to the list price. For brass nuts, add "B" to part number and add \$3.00 to the list price. For a box flange, add "D" to the part number and add .80 to the list price.



105GJ

Item No.	Description	List	Qty
105GJ	1-1/2" 17ga CP P-Trap Ground Joint with brass nuts and low flange	41.58	10
105GJD	1-1/2" 17ga CP P-Trap Ground Joint with brass nuts and box flange	42.47	10
105CKDB	1-1/2" 17ga CP P-Trap Choke Neck with Ground Joint with brass nuts and box flange	46.67	10

P-Traps Boston Code with Cleanout

Traps are 1-1/2" 17ga with a cleanout, box flange and brass nuts. A brass cover tube seals the Sch 40 plastic wall arm. Available in both ABS, PVC and includes marvel adapter.



455COABS

Item No.	Description	List	Qty
455COABS	Boston Code P-Trap CP to ABS	26.11	10
455COPVC	Boston Code P-Trap CP to PVC	26.11	10
455COU	Boston Code P-Trap CP to PVC & ABS with reducing bushing	26.64	10
455PVDU	Boston Code P-Trap PVD Polished Brass to ABS & PVC with reducing bushing	69.18	10
455SNU	Boston Code P-Trap Brushed Nickel to ABS & PVC with reducing bushing	80.09	10



Repair P-Traps Brass

Chrome plated finish. All have swivel Ell. Available with brass nuts as noted below.

Item No.	Description	List	Qty
108	1-1/4" 20ga CP Repair P-Trap	32.86	25
108B	1-1/4" 20ga CP Repair P-Trap with brass nuts	35.86	25
7108	1-1/4" 17ga CP Repair P-Trap with brass nut on swivel connection	34.36	25

109	1-1/2" 20ga CP Repair P-Trap	33.84	25
7109	1-1/2" 17ga CP Repair P-Trap with brass nut on swivel connection	35.34	25



109

J-Bends Brass

Chrome plated finish. For brass nuts add a "B" to the part number and \$3.00 to list price.

Item No.	Description	List	Qty
130X	1-1/4" 22ga CP J-Bend	10.00	25
130	1-1/4" 20ga CP J-Bend	12.82	25

132	1-1/4" 17ga CP J-Bend	14.11	25
132B	1-1/4" 17ga CP J-Bend with brass nuts	17.11	25
132CO	1-1/4" 17ga CP J-Bend with Cleanout	16.53	25

131X	1-1/2" 22ga CP J-Bend	10.89	25
131	1-1/2" 20ga CP J-Bend	14.27	25
131B	1-1/2" 20ga CP J-Bend with brass nuts	17.27	25

133	1-1/2" 17ga CP J-Bend	15.69	25
133B	1-1/2" 17ga CP J-Bend with brass nuts	18.69	25
133CO	1-1/2" 17ga CP J-Bend with Cleanout	18.36	25
133COB	1-1/2" 17ga CP J-Bend with Cleanout and brass nuts	21.27	25



131

Wall Bends Brass


Chrome plated finish.

Item No.	Description	List	Qty
161X	1-1/4" x 8" 22ga Wall Bends	7.20	25
165X	1-1/4" x 12" 22ga	8.42	25
161	1-1/4" x 8" 20ga Wall Bends	8.64	25
165	1-1/4" x 12" 20ga	10.09	25
165F	1-1/4" x 15" 20ga	14.98	25
162	1-1/4" x 8" 17ga Wall Bends	10.38	25
166F	1-1/4" x 12" 17ga	12.11	25
166	1-1/4" x 15" 17ga	17.78	25

163X	1-1/2" x 8" 22ga Wall Bends	8.89	25
167X	1-1/2" x 12" 22ga	10.40	25
163	1-1/2" x 8" 20ga Wall Bends	10.67	25
167	1-1/2" x 12" 20ga	12.47	25
167F	1-1/2" x 15" 20ga	14.40	25
164	1-1/2" x 8" 17ga Wall Bends	12.80	25
168	1-1/2" x 12" 17ga	14.96	25
168F	1-1/2" x 15" 17ga	16.87	25



163





Brass

Sink Traps Brass

Chrome plated finish.

Item No.	Description	List	Qty
501	1-1/4" Sink Trap with 1-1/4" fip Cast Ell and 20ga J bend	21.44	25
502X	1-1/2" Sink Trap with 1-1/2" fip Cast Ell and 22ga J bend	19.40	25
502	1-1/2" Sink Trap with 1-1/2" fip Cast Ell and 20ga J bend	22.00	25
503GJ	1-1/2" Sink Trap with 1-1/2" fip Ground Joint Cast Ell and 17ga J bend	22.18	10
503	1-1/2" Sink Trap with 1-1/2" fip Cast Ell and 17ga J bend with brass nuts	25.18	10
134	1-1/4" 20ga CP Sink Trap J-Bend with captured nut	17.64	25
135	1-1/2" 20ga CP Sink Trap J-Bend with captured nut	18.18	25
135X	1-1/2" 22ga CP Sink Trap J-Bend with captured nut	16.36	25
136	1-1/2" 17ga CP Sink Trap J-Bend with captured brass nut	19.82	25
135GJ	1-1/2" 20ga CP Sink Trap J-Bend with Ground Joint	17.62	10
136GJ	1-1/2" 17ga CP Sink Trap J-Bend with Ground Joint	20.40	10



502

S-Traps Brass

Chrome plated finish. Standard includes low flange and 20-1/2" floor bend. For box flange add "D" to the part number and add .80 to the list price.

Item No.	Description	List	Qty
117	1-1/4" 17ga CP S-Trap	47.80	10
117B	1-1/4" 17ga CP S-Trap with brass nuts	50.80	10
117D	1-1/4" 17ga CP S-Trap with box flange	48.69	10
117BD	1-1/4" 17ga CP S-Trap with brass nuts and box flange	51.69	10
116	1-1/4" 20ga CP S-Trap	38.40	10
116B	1-1/4" 20ga CP S-Trap with brass nuts	41.42	10
116D	1-1/4" 20ga CP S-Trap with box flange	39.29	10
116BD	1-1/4" 20ga CP S-Trap with brass nuts and box flange	42.31	10
116X	1-1/4" 22ga CP S-Trap	26.64	10
121	1-1/2" 17ga CP S-Trap	54.69	10
121B	1-1/2" 17ga CP S-Trap with brass nuts	57.69	10
121BD	1-1/2" 17ga CP S-Trap with brass nuts and box flange	58.58	10
120	1-1/2" 20ga CP S-Trap	40.44	10
120B	1-1/2" 20ga CP S-Trap with brass nuts	43.44	10
120D	1-1/2" 20ga CP S-Trap with box flange	41.33	10
120BD	1-1/2" 20ga CP S-Trap with brass nuts and box flange	42.22	10
120X	1-1/2" 22ga CP S-Trap	37.53	10
116CO	1-1/4" 20ga CP S-Trap with Cleanout	41.20	10
120CO	1-1/2" 20ga CP S-Trap with Cleanout	43.13	10
121CO	1-1/2" 17ga CP S-Trap with Cleanout	57.22	10



120



120CO



Sink Wastes Center Outlet Wastes Brass

Chrome plated finish. Includes cast brass baffle tee.

DC for direct connect and SJ for slip joint connections.

Item No.	Description	List	Qty
820	Center Outlet Waste 16" DC CP 22ga	38.22	10
2820	Center Outlet Waste 16" DC CP 20ga	43.18	10
7820	Center Outlet Waste 16" DC CP 17ga	49.64	10
7820N	Center Outlet Waste 16" DC CP 17ga with brass nuts	54.11	10

821	Center Outlet Waste 21" DC CP 22ga	40.24	15
2821	Center Outlet Waste 21" DC CP 20ga	45.95	15
2821BN	Center Outlet Waste 21" DC CP 20ga with brass nuts	50.39	15

823	Center Outlet Waste 16" SJ CP 22ga	39.00	10
2823	Center Outlet Waste 16" SJ CP 20ga	43.96	10
7823	Center Outlet Waste 16" SJ CP 17ga	50.42	10
7823N	Center Outlet Waste 16" SJ CP 17ga with brass nuts	54.89	10

824	Center Outlet Waste 21" SJ CP 22ga	41.09	15
2824	Center Outlet Waste 21" SJ CP 20ga	46.75	15
2824BN	Center Outlet Waste 21" SJ CP 20ga with brass nuts	51.19	15



823

Sink Wastes End Outlet Wastes Brass

Chrome plated finish. Includes cast brass baffle tee.


DC for direct connect and SJ for slip joint connections.

Item No.	Description	List	Qty
826	End Outlet Waste 16" DC CP 22ga	36.22	10
2826	End Outlet Waste 16" DC CP 20ga	41.07	10
7826	End Outlet Waste 16" DC CP 17ga	47.60	10
7826N	End Outlet Waste 16" DC CP 17ga with brass nuts	52.04	10

827	End Outlet Waste 21" DC CP 22ga	33.58	10
2827	End Outlet Waste 21" DC CP 20ga	40.27	10

829	End Outlet Waste 16" SJ CP 22ga	37.49	10
2829	End Outlet Waste 16" SJ CP 20ga	40.27	10
7829	End Outlet Waste 16" SJ CP 17ga	52.33	10
7829N	End Outlet Waste 16" SJ CP 17ga with brass nuts	56.78	10

2830	End Outlet Waste 21" SJ CP 20ga	44.29	10
2830BN	End Outlet Waste 21" SJ CP 20ga with brass nuts	48.73	10



826





Brass



820B

Waste Arms Direct Connect Brass

Chrome plated.

Item No.	Description	List	Qty
820B	1-1/2" x 7" 22ga Waste Arms Direct Connect	8.24	25
821B	1-1/2" x 9-1/2" 22ga	9.47	25
822B	1-1/2" x 11-1/2" 22ga	10.89	25
826B	1-1/2" x 15" 22ga	14.16	25
827B	1-1/2" x 19-1/2" 22ga	18.40	25
828B	1-1/2" x 23-1/2" 22ga	23.91	25

2820B	1-1/2" x 7" 20ga Waste Arms Direct Connect	9.89	25
2826B	1-1/2" x 15" 20ga	16.98	25
2827B	1-1/2" x 19-1/2" 20ga	22.07	25

7826B	1-1/2" x 15" 17ga Waste Arms Direct Connect	22.07	25
7828B	1-1/2" x 23-1/2" 17ga	31.07	25

Waste Arms Slip Joint Brass

Chrome plated.



823B


Item No.	Description	List	Qty
823B	1-1/2" x 7" 22ga Waste Arms Slip Joint	8.98	25
825B	1-1/2" x 11-1/2" 22ga	11.67	25
829B	1-1/2" x 15" 22ga	15.16	25
830B	1-1/2" x 19-1/2" 22ga	19.69	25
831B	1-1/2" x 23-1/2" 22ga	25.60	25

2823B	1-1/2" x 7" 20ga Waste Arms Slip Joint	10.78	25
2824B	1-1/2" x 9" 20ga	12.40	25
2825B	1-1/2" x 11-1/2" 20ga	14.00	25
2829B	1-1/2" x 15" 20ga	18.20	25
2830B	1-1/2" x 19-1/2" 20ga	23.62	25
2831B	1-1/2" x 23-1/2" 20ga	30.71	25

7823B	1-1/2" x 7" 17ga Waste Arms Slip Joint	14.00	25
7829B	1-1/2" x 15" 17ga	23.64	25
7829BN	1-1/2" x 15" 17ga with brass nuts	25.09	25
7831B	1-1/2" x 23-1/2" 17ga	39.91	25

Disposer Wastes Brass

Chrome plated.



835

Item No.	Description	List	Qty
835	13" Disposer Waste CP 20ga with tailpiece	34.78	15
837	13" Disposer Waste CP 17ga with tailpiece	35.93	15



Tailpieces Reducing Brass

Chrome plated.

Item No.	Description	List	Qty
419	1-1/2" x 1-1/4" x 4" 22ga Reducing Tailpieces	7.85	25
420	1-1/2" x 1-1/4" x 6" 22ga	8.55	25
421	1-1/2" x 1-1/4" x 8" 22ga	9.57	25
7421	1-1/2" x 1-1/4" x 8" 17ga	9.96	25
423	1-1/2" x 1-1/4" x 12" 22ga	10.66	25



419

Tailpieces Flanged Brass

Chrome plated.

Item No.	Description	List	Qty
424	1-1/2" x 4" 22ga Flanged Tailpieces	3.56	25
425	1-1/2" x 6" 22ga	4.44	25
426	1-1/2" x 8" 22ga	5.60	25
428	1-1/2" x 12" 22ga	8.56	25

2424	1-1/2" x 4" 20ga Flanged Tailpieces	5.24	25
2425	1-1/2" x 6" 20ga	6.02	25
2426	1-1/2" x 8" 20ga	6.93	25
2428	1-1/2" x 12" 20ga	9.71	25

7424	1-1/2" x 4" 17ga Flanged Tailpieces	6.80	25
7425	1-1/2" x 6" 17ga	7.82	25
7426	1-1/2" x 8" 17ga	9.00	25
7428	1-1/2" x 12" 17ga	12.27	25



424

Tailpieces Double Flanged Brass

Chrome plated.

Item No.	Description	List	Qty
428D	1-1/2" x 12" 22ga Double Flanged Tailpieces	10.60	25
2428D	1-1/2" x 12" 20ga	13.36	25
7429	1-1/2" x 16" 17ga	17.36	25
429	1-1/2" x 16" 22ga	14.36	25
2429	1-1/2" x 16" 20ga	17.22	25



429

Tailpieces T.O.E. Brass

Chrome plated. Fine threads on one end.


Item No.	Description	List	Qty
849	1-1/2" x 1" 20ga T.O.E. Hi-line Nipple	4.42	10
910	1-1/2" x 1-1/4" x 6" 20ga T.O.E. Reducing Tailpiece	9.02	25
911	1-1/2" x 1-1/4" x 8" 20ga T.O.E. Reducing Tailpiece	10.38	25



911



849





1045F

Sink Funnel

For old cast iron sinks. Cast iron collars for this item available in the accessories section, part number 1056.

Item No.	Description	List	Qty
1045F	1-1/2" x 8" CP Sink Funnel 22ga	18.59	12

Tailpieces Dishwasher Branch Brass

Chrome plated 20ga.

Item No.	Description	List	Qty
924	1-1/2" x 6" with 5/8 od Branch Direct Connect Tailpieces	14.40	25
925	1-1/2" x 8" with 5/8 od Branch	16.56	25
916	1-1/2" x 6" with 7/8 od Branch	15.02	25
917	1-1/2" x 8" with 7/8 od Branch	17.27	25

929	1-1/2" x 8" with 5/8 od Branch Slip Joint Tailpieces	17.38	25
920	1-1/2" x 6" with 7/8 od Branch	15.78	25
921	1-1/2" x 8" with 7/8 od Branch	18.11	25

927	1-1/2" x 8" with 5/8 od Branch T.O.E. Tailpieces	15.71	25
918	1-1/2" x 6" with 7/8 od Branch	14.27	25
919	1-1/2" x 8" with 7/8 od Branch	16.40	25
914	1-1/4" x 6" with 7/8 od Branch	13.56	25



917



921



919

Trap Primer Tailpieces

Chrome plated 17ga.

Item No.	Description	List	Qty
1038TP	1-1/4" Trap Primer Tailpiece CP Fine Thread top	42.22	10
1038TPC	1-1/2" Trap Primer Tailpiece CP Direct Connect	46.33	10



1038TP



1038TPC

Solder Extension Tubes Brass

Chrome plated.

Item No.	Description	List	Qty
435	1-1/4" x 8" 22ga Solder Extension Tubes CP	4.33	25
437	1-1/4" x 12" 22ga	5.62	25
2434	1-1/4" x 6" 20ga Solder Extension Tubes	4.53	25
2435	1-1/4" x 8" 20ga	5.22	25
2437	1-1/4" x 12" 20ga	6.76	25
7435	1-1/4" x 8" 17ga Solder Extension Tubes	6.76	25
7437	1-1/4" x 12" 17ga	8.78	25
438	1-1/2" x 6" 22ga Solder Extension Tubes	4.31	25
439	1-1/2" x 8" 22ga	4.96	25
441	1-1/2" x 12" 22ga	6.42	25
2438	1-1/2" x 6" 20ga Solder Extension Tubes	5.18	25
2439	1-1/2" x 8" 20ga	5.96	25
7439	1-1/2" x 8" 17ga Solder Extension Tubes	7.73	25
458D	1-1/4" x 16" 22ga Double Solder Extension Tube	8.67	25
459D	1-1/2" x 16" 22ga Double Solder Extension Tube	9.91	25



435



458D

Threaded Brass Tubes

Chrome plated. T.B.E. for threaded both ends and T.O.E. for threaded one end.

Item No.	Description	List	Qty
810	1-1/4" x 6" 20ga T.B.E. Tubes	6.53	25
811	1-1/4" x 8" 20ga	7.31	25
813	1-1/4" x 12" 20ga	9.49	25
7811	1-1/4" x 8" 17ga T.B.E. Tubes	9.78	25
7813	1-1/4" x 12" 17ga	12.36	25
811-2	1-1/4" x 6" 17ga T.O.E. Tube (tailpiece for 1042L)	7.78	12
1045Z	1-3/8" x 12" 20ga T.B.E. Tube	16.59	25
814	1-1/2" x 6" 20ga T.B.E. Tubes	7.11	25
815	1-1/2" x 8" 20ga	8.18	25
817	1-1/2" x 12" 20ga	13.80	25
7814	1-1/2" x 6" 17ga T.B.E. Tubes	9.24	25
7815	1-1/2" x 8" 17ga	10.62	25
7817	1-1/2" x 12" 17ga	17.78	25



810



Slip Extension Tubes Brass

Chrome plated finish. Includes CP die cast nut and washer. For brass nuts add "B" to part number and add \$1.50 to the list price.



4426

Item No.	Description	List	Qty
4426	1-1/4" x 6" 22ga Slip Extension Tubes	7.44	25
4428	1-1/4" x 8" 22ga	8.56	25
44212	1-1/4" x 12" 22ga	11.11	25
24426	1-1/4" x 6" 20ga Slip Extension Tubes	8.93	25
24428	1-1/4" x 8" 20ga	10.27	25
24428B	1-1/4" x 8" 20ga with brass nut	11.76	25
244212	1-1/4" x 12" 20ga	13.33	25

74426	1-1/4" x 6" 17ga Slip Extension Tubes	11.62	25
74426B	1-1/4" x 6" 17ga with brass nuts	13.09	25
74428	1-1/4" x 8" 17ga	13.33	25
74428B	1-1/4" x 8" 17ga with brass nuts	14.82	25
744212	1-1/4" x 12" 17ga	17.96	25
744212B	1-1/4" x 12" 17ga with brass nuts	18.20	25

4446	1-1/2" x 6" 22ga Slip Extension Tubes	8.00	25
4448	1-1/2" x 8" 22ga	9.20	25
44412	1-1/2" x 12" 22ga	11.96	25
24446	1-1/2" x 6" 20ga Slip Extension Tubes	9.60	25
24448	1-1/2" x 8" 20ga	11.02	25
244412	1-1/2" x 12" 20ga	14.33	25

74446	1-1/2" x 6" 17ga Slip Extension Tubes	12.47	25
74448	1-1/2" x 8" 17ga	14.36	25
744412	1-1/2" x 12" 17ga	18.64	25
744412B	1-1/2" x 12" 17ga with brass nuts	18.23	25

Double Slip Extensions Tubes Brass

Chrome plated finish. Includes CP die cast nuts and washers. For brass nuts add "B" to part number and add \$3.00 to the list price.



44416D

Item No.	Description	List	Qty
44216D	1-1/4" x 16" 22ga Double Slip Extension Tubes	17.11	25
244216D	1-1/4" x 16" 20ga	20.53	25
244216DB	1-1/4" x 16" 20ga with brass nuts	23.53	25

44416D	1-1/2" x 16" 22ga Double Slip Extension Tubes	22.28	25
244416D	1-1/2" x 16" 20ga	27.33	25
244416DB	1-1/2" x 16" 20ga with brass nuts	28.76	25

Double Offsets Brass

Complete with nuts and washers.



468

Item No.	Description	List	Qty
467	1-1/4" Double Offset 22ga CP	16.56	25
468	1-1/2" Double Offset 22ga CP	18.49	25

Slip Joint Connectors Brass

Complete with nuts and washers.

Item No.	Description	List	Qty
448	1-1/4" Slip Coupling CP	8.89	25
449	1-1/2" Slip Coupling CP	9.33	25



449

450	1-1/4" Slip Elbow CP 90°	13.33	25
451	1-1/2" Slip Elbow CP 90°	14.00	25

452	1-1/4" Slip Elbow CP 45°	11.56	25
453	1-1/2" Slip Elbow CP 45°	12.13	25



451

Chrome plated, 22 ga.

Item No.	Description	List	Qty
5450	1-1/4" Sweat Elbow CP 90°	21.78	25
5451	1-1/2" Sweat Elbow CP 90°	22.93	25

5452	1-1/4" Sweat Elbow CP 45°	17.42	25
5453	1-1/2" Sweat Elbow CP 45°	18.29	25



453

PO Plugs Brass

Chrome plated 22 ga. PO plugs have overflow holes and CO plugs do not.

Item No.	Description	List	Qty
1042A	1-1/4" x 5" PO Plug CP, Two Piece	10.04	25
1042B	1-1/4" x 8"	12.17	25
1042D	1-1/4" x 12"	13.68	25



5451

1042E	1-1/4" x 5" PO Plug CP, One Piece	8.60	25
1042F	1-1/4" x 8"	10.06	25
1042G	1-1/4" x 12"	11.39	25
1042I	1-1/4" x 5" CO Plug CP, One Piece	11.67	25



5453




1042A



1042E



1042I



Brass





Brass



1154F



1154C

Closet Ells

Complete with nuts and washers.

Item No.	Description	List	Qty
1154D	2" x 4" x 6" CP Closet Ell	24.82	1
1154E	2" x 5" x 7" CP Closet Ell	25.42	1
1154F	2" x 6" x 8" CP Closet Ell	26.64	1
1154C	2" x 6" x 8" CP Repair Closet Ell	39.20	1

Washing Machine Trap Brass

Item No.	Description	List	Qty
122	1-1/2" 22ga Washing Machine Trap	29.41	10



829T



820T

Outlet Tees Brass

End outlet and center outlet tees are cast brass and have a baffle.

Item No.	Description	List	Qty
829T	End Outlet Tee, Slip Joint with tailpiece	21.93	10
829TB	End Outlet Tee, Slip Joint with tailpiece and brass nuts	23.27	10
826T	End Outlet Tee, Direct Connect and tailpiece	20.29	10

820T	Center Outlet Tee, Slip Joint with tailpiece	21.04	10
820TB	Center Outlet Tee, Slip Joint with tailpiece and brass nuts	23.93	10

840T	Three way Slip Joint Repair Tee	18.09	10
840TB	Three way Slip Joint Repair Tee with brass nuts	22.31	10

Slip Nuts and Slip Joint Washers

Slip nuts do not include washers.

Item No.	Description	List	Qty
364	1-1/4" x 1-1/4" CP Brass Slip Nut	2.44	100
365	1-1/2" x 1-1/2"	2.86	100
366	1-1/2" x 1-1/4"	2.99	100

370	1-1/4" x 1-1/4" CP Die Cast Slip Nut	1.35	100
372	1-1/2" x 1-1/2"	1.40	100
373	1-1/2" x 1-1/4"	1.40	100
374	1-1/2" x 1 3/8"	1.38	100

793	1-1/4" Rubber Slip Joint Washer	.57	100
795	1-1/2" Rubber Slip Joint Washer	.99	100



365



372

