



1020K

**Tank Levers Kohler**  
Manufactured to O. E. M. specifications.


Item No.	Description	List	Qty
1020K	Kohler Tank Lever Wellworth II series CP plastic arm	22.67	12



1021M

**Tank Levers Mansfield**  
Manufactured to O. E. M. specifications.

Item No.	Description	List	Qty
1021M	Manfield Tank Lever CP with Plastic Spud and brass arm	4.53	25



1021ASS

**Tank Levers American Standard**  
Manufactured to O. E. M. specifications.

Item No.	Description	List	Qty
1021ASS	American Standard Tank Lever CP with 4-1/2" brass arm	11.84	12
1021ASP	American Standard Tank Lever Polished Brass, 4-1/2" brass arm	26.04	12
1021AST	American Standard Tank Lever CP with 5-1/2" brass arm	13.07	12
1021ASV	American Standard Neo angle Tank Lever CP with brass arm	13.07	12
1021OF	Old American Standard Tank Lever CP with 10" Offset Flat brass arm	15.62	12



1021AST




1021OF

**Add-A-Shower**

Diverter faucet 3-3/8" cc. Polished aluminum frame 24" x 42". Two piece riser is 61" high. Includes a 36" ceiling support and a 12" wall support. CP plastic shower head.


Item No.	Description	List	Qty
1570	Complete Add-A-Shower with Frame and Diverter Faucet	201.29	1
1570	Volume pricing	195.24	3
1570	Volume pricing	189.38	6
1570	Volume pricing	183.69	10



1570

**Add-A-Shower Components**

Item No.	Description	List	Qty
1570A	Frame only for Add-A-Shower Aluminum 27" x 41" x 3/4" od	68.91	1
1570R	53" CP Riser for Add-A-Shower	57.78	1
1570S	65" CP Riser for Add-A-Shower	62.22	1
1570B	3-Way Bracket for 1570	22.04	1
1570E	Wall support, Flange and 3-way bracket for Add-A-Shower	23.33	1
1570T	36" Ceiling support rod with flange and 3/4" loop for 1570	14.44	1
1570L	Loop for 3/4"od frame	2.96	1



1570E



1570B



1570T